

# In Need of Treatment: Cost, Inequities, and Our Oral Health System in 2023

CareQuest Institute Continuing Education Webinar

June 29, 2023

# Housekeeping

- We will keep all lines muted to avoid background noise.
- We will send a copy of the slides and a link to the recording via email after the live program.
- We'll also make the slides and recording available on [carequest.org](https://carequest.org).

## To receive CE Credits:

- Look for the evaluation form, which we'll send via email within 24 hours.
- Complete the evaluation by **Friday, July 7**.
- Eligible participants will receive a certificate soon after via email.

**We appreciate your feedback to help us improve future programs!**



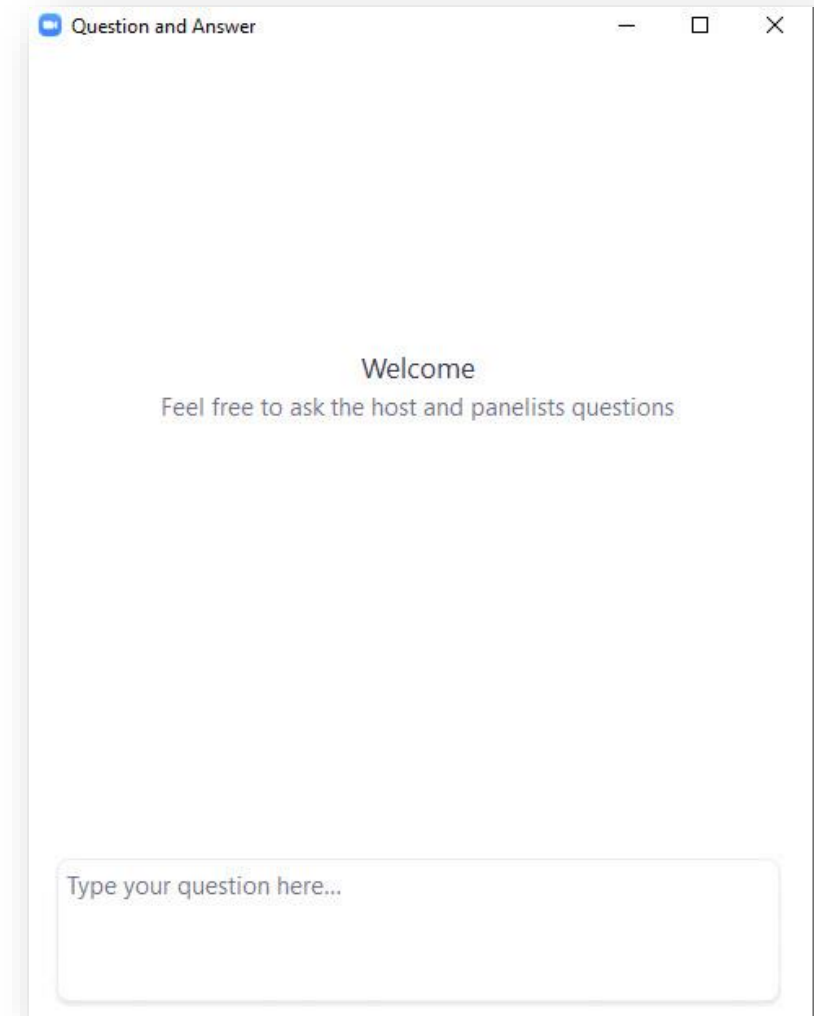
The CareQuest Institute for Oral Health is an ADA CER-P Recognized Provider. This presentation has been planned and implemented in accordance with the standards of the ADA CER-P.

\*Full disclosures available upon request



# Question & Answer Logistics

- Feel free to enter your questions into the **Question & Answer box** throughout the presentations.
- We will turn to your questions and comments toward the end of the hour.



# Learning Objectives

At the end of this webinar, you'll be able to:

- Identify at least three significant findings from the latest research on the State of Oral Health Equity in America, with a focus on changes observed in the last three years and the impacts of the COVID-19 pandemic.
- Recognize the implications of racial, ethnic, and economic disparities on access to oral health care, including the effects of discrimination, cost barriers, and food insecurity.
- Examine how the perceptions and values of oral health among US adults influence clinical practice, policy development, and advocacy.
- Explain how the data demonstrate the significance of preventive care in promoting overall health.

# Our Strategy

## Vision

A future where every person can reach their full potential through excellent health

## Mission

To improve the oral health of all

## Purpose

To catalyze the future of health through oral health



# In Need of Treatment: Cost, Inequities, and Our Oral Health System in 2023



**WEBINAR | Thursday, June 29, 2023 | 7–8 p.m. ET | ADA CERP Credits: 1**

**MODERATOR**



**Eric P. Tranby, PhD**  
Director, Analytics and  
Data Insights,  
CareQuest Institute  
for Oral Health

**PRESENTER**



**John O'Malley, MHI,  
PhD Candidate**  
Biostatistician,  
CareQuest Institute  
for Oral Health

**PRESENTER**



**Paige Martin, BA**  
Science Writer,  
CareQuest Institute  
for Oral Health

**PRESENTER**



**Mary Otto**  
Independent Journalist,  
author of *Teeth:  
The Story of Beauty,  
Inequality, and the  
Struggle for Oral Health  
in America*

# What Is the State of Oral Health Equity in America (SOHEA) Survey?



# SOHEA Study Methodology

- Data collected by National Opinion Research Center (NORC) at the University of Chicago in January – February 2023
- Sampled randomly selected US households using area probability and address-based sampling, with a known, non-zero probability of selection from the NORC national sample frame
  - Sampling unit = **18,521**
  - Final sample size = **5,240**
  - Final weighted cumulative response rate = **4.4%**
  - Margin of error = **1.83%**



# Topics Included in Survey



## Oral Health Status and Knowledge

- Oral health opinions and literacy
- Oral health habits
- Symptoms
- Self-management of pain
- HPV knowledge and attitudes



## Oral Healthcare Experiences

- Access to oral healthcare
- Dental anxiety
- Health screenings
- Patient/Provider Concordance
- Sedation



## Interprofessional Care

- Value based care
- Dental therapists
- Medical/dental integration
- Telehealth and Teledentistry



## Social Determinants of Health



- Veteran status
- Food security
- Disability status
- LGBTQIA+ topics
- Discrimination
- Insurance status

# 2023 SOHEA Survey Highlights

Builds on the 2021 and 2022 SOHEA surveys, suggests **discrimination, financial factors,** and **social determinants of health** to be the leading contributors to oral health disparities.

## Additional Key Findings:

- Barriers to care
  - Individuals with disabilities
  - Discrimination in the oral health setting
- Food insecurity
- Work/school time lost due to oral health problems



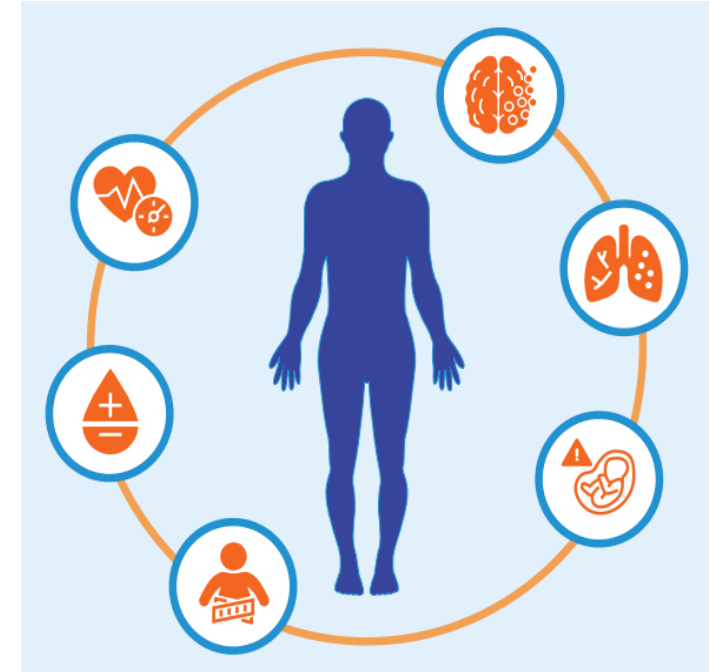
# Cost, Race, and the Persistent Challenges in Our Oral Health System

<https://www.carequest.org/resource-library/cost-race-and-persistent-challenges-our-oral-health-system>



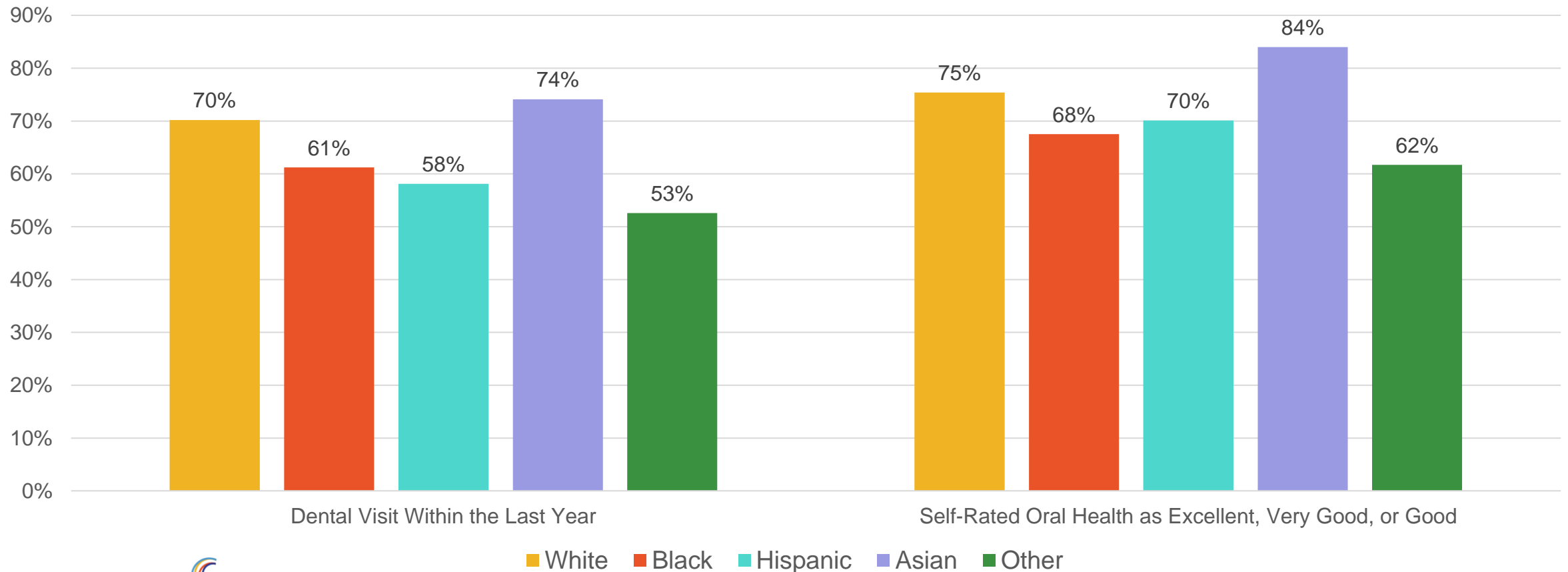
# The Vast Majority of Adults Value Their Oral Health

- **92% of adults** know there is a connection between the oral and overall health
- Nearly **7 out of 10 adults** rated oral health as important as physical health
  - **1 in 4 adults** rated oral health as more important than physical health
- **More than 2/3 of adults** strongly agree that dental care should be covered by Medicaid (**65%**) and Medicare (**68%**)



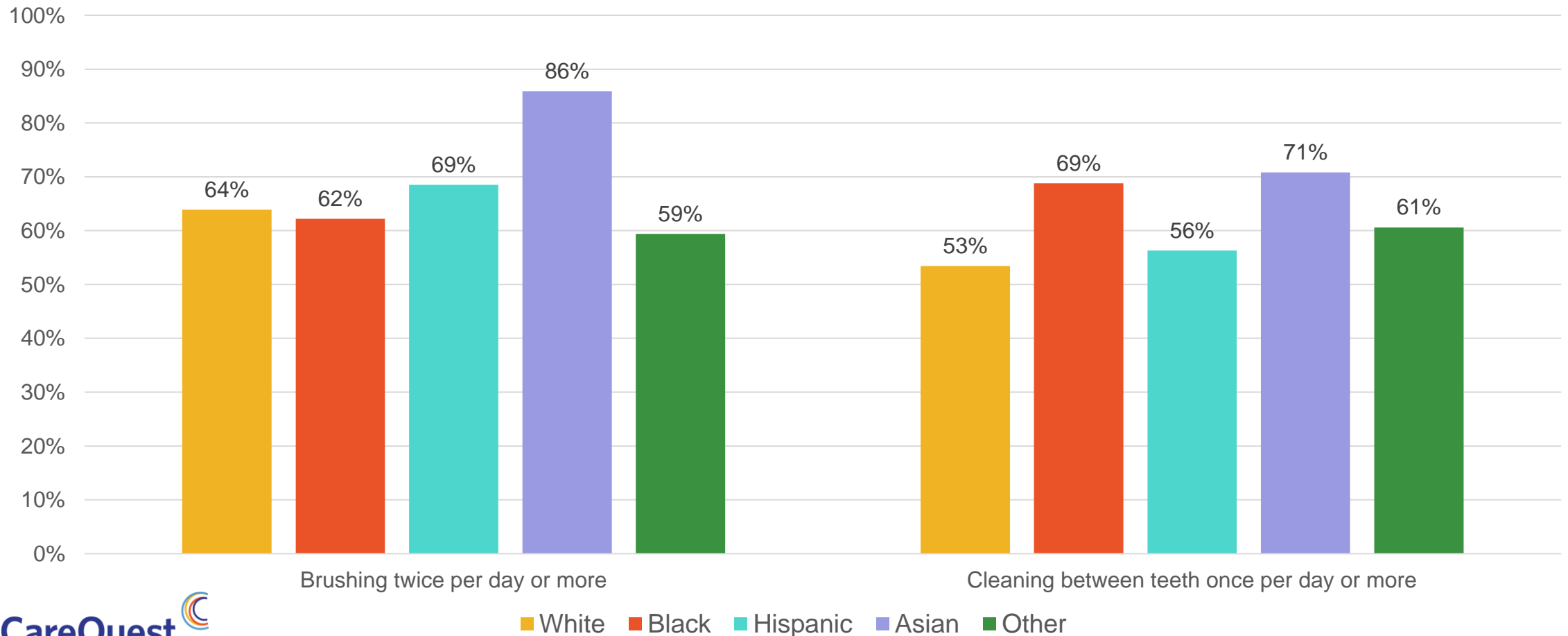
# Racial Inequities Persist in Oral Health, Despite Positive Oral Health Practices

Dental Visit and Self-Rated Oral Health by Race

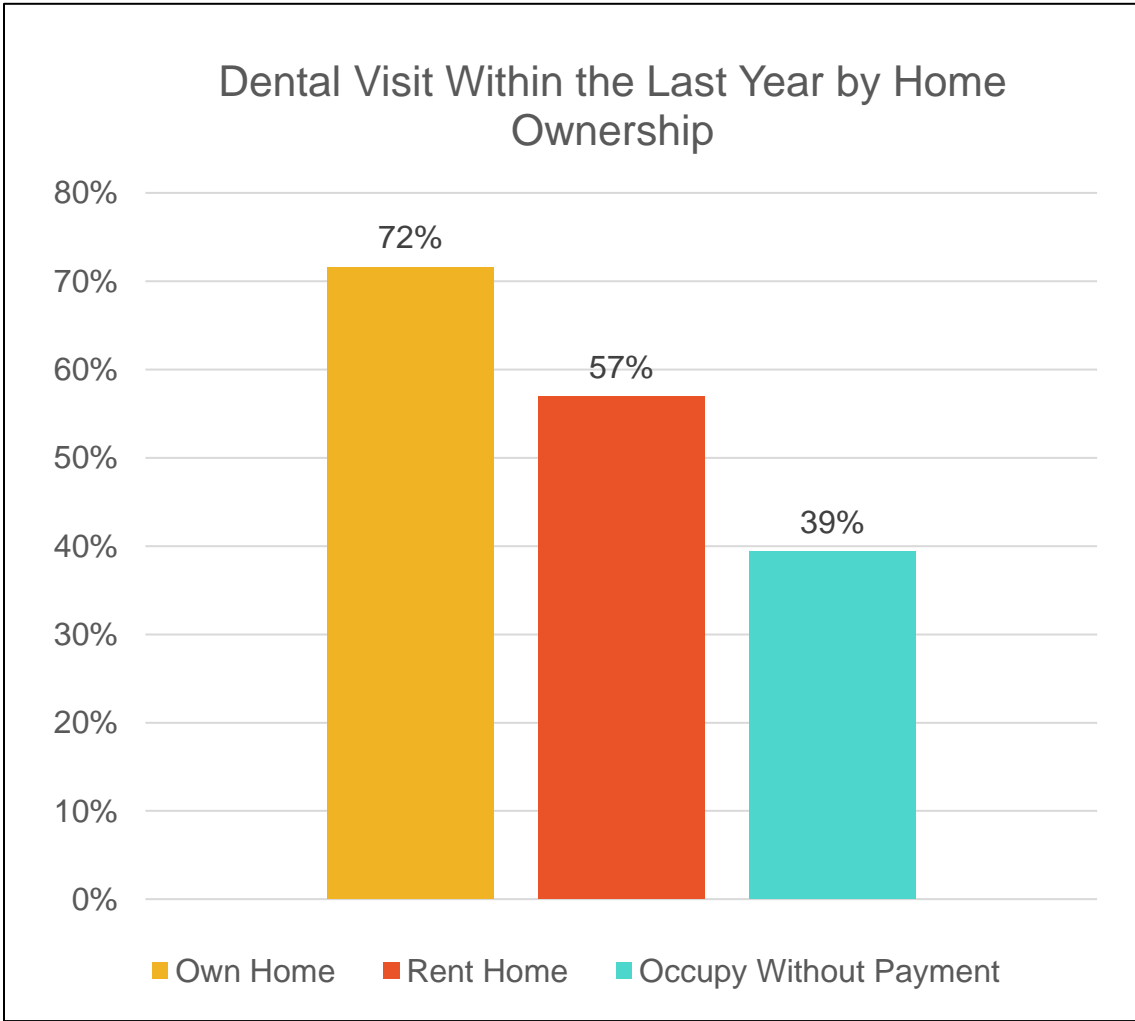
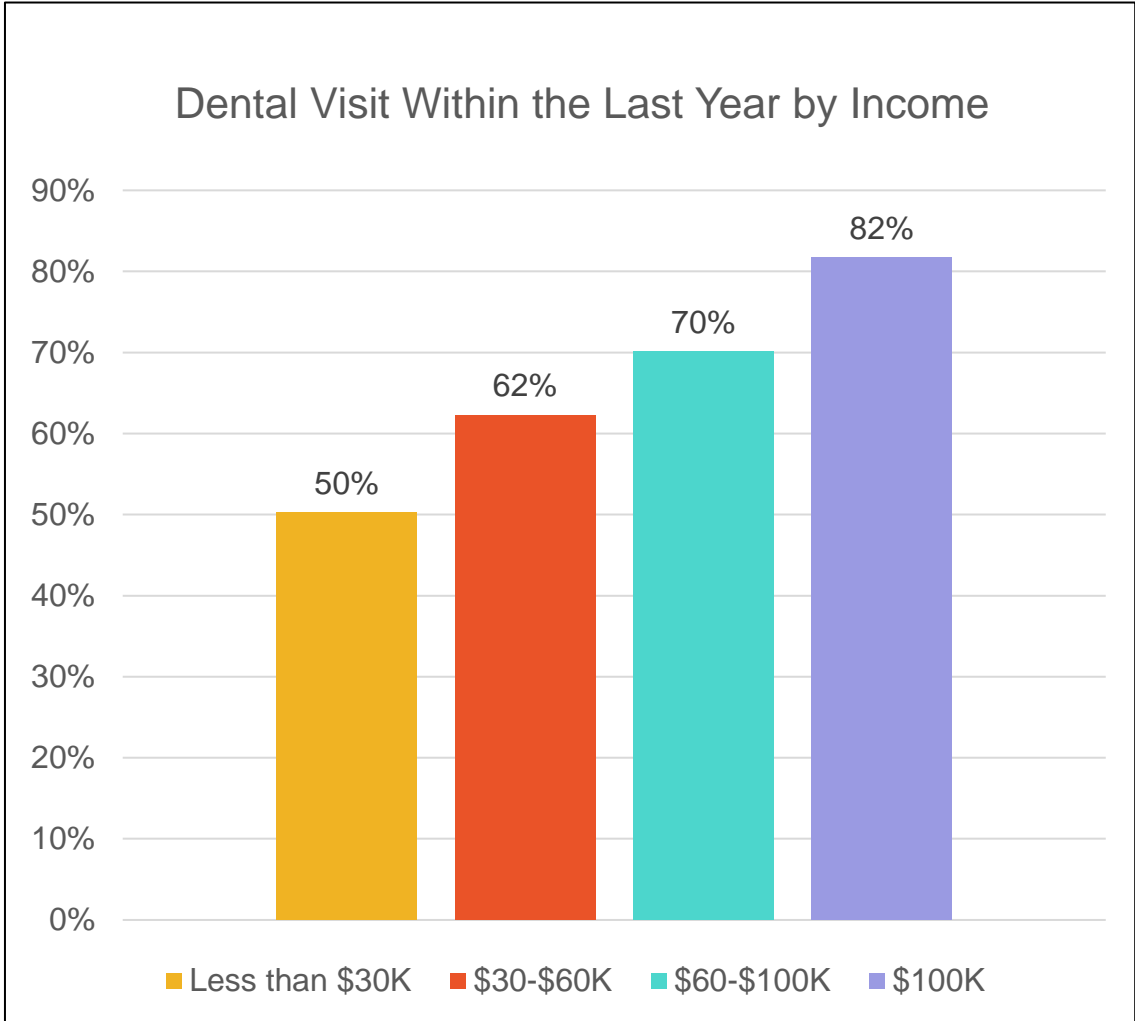


# Racial Inequities Persist in Oral Health, Despite Positive Oral Health Practices

Frequency of Oral Hygiene Habits by Race

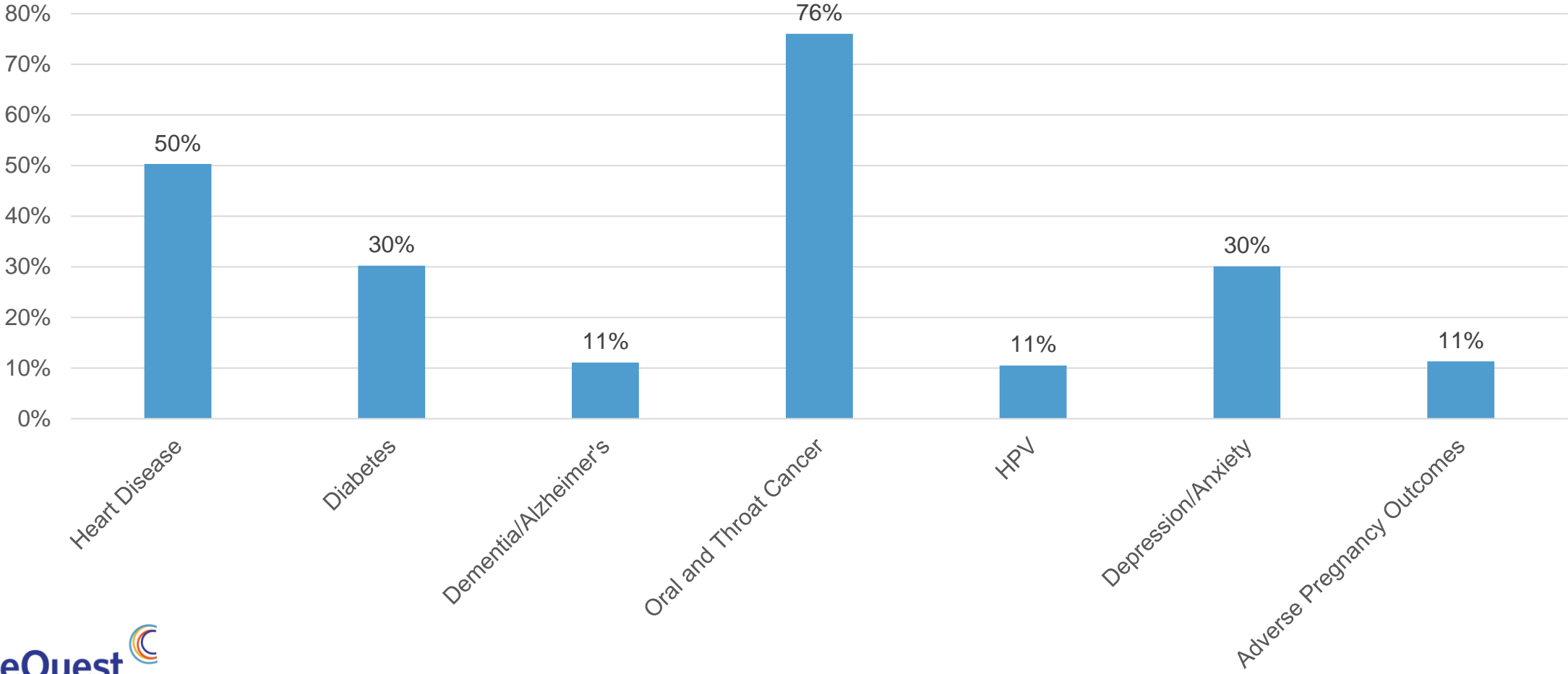


# Economic Inequities Persist in the Oral Health System



# Adults Value the Connection Between Oral Health and Overall Health

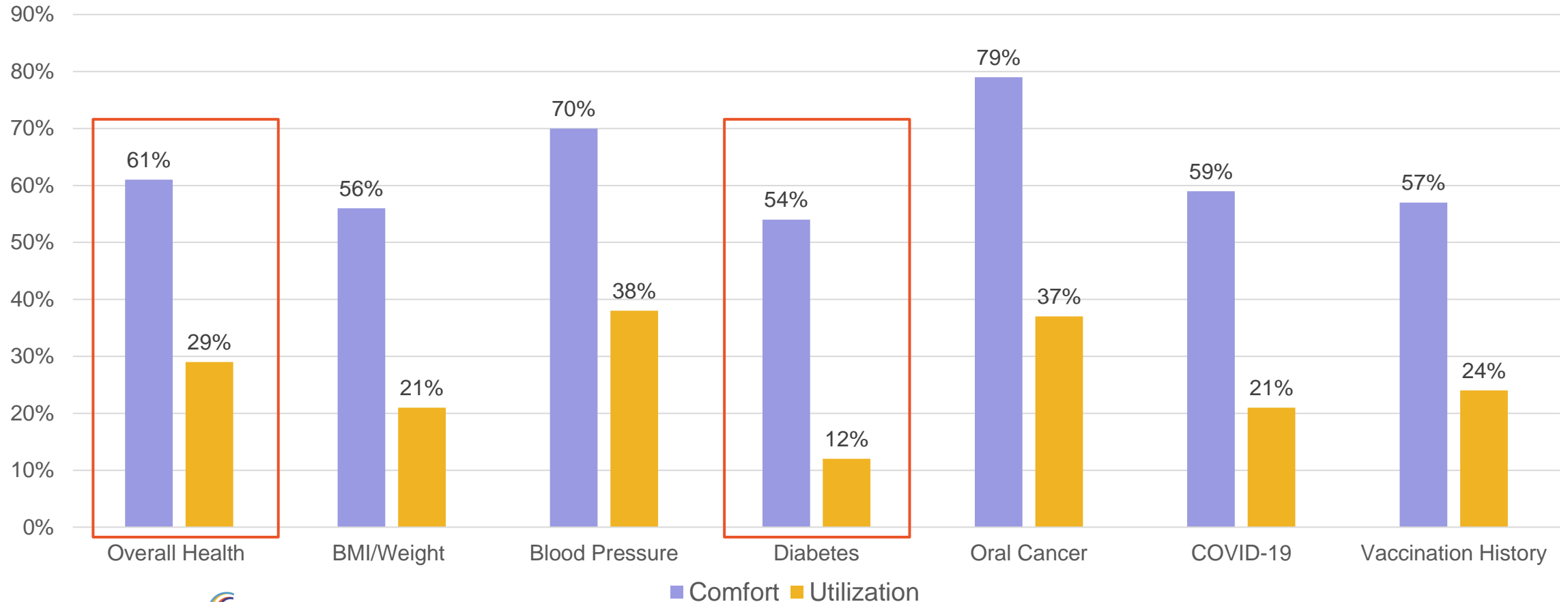
Yes, I believe this disease or condition is linked to the health of my teeth, mouth, and gums





# Health Screenings in Dental Offices Are Underutilized: An Opportunity for Preventive Care

**Comfort:** Are you comfortable with your oral health provider screening or measuring any of the following?  
**Utilization:** Has your oral provider screened or measured any of the following?



# Barriers to Care: Individuals with Disabilities

54%

More than half (54%) of individuals with a disability who require special help or accommodations in the dental setting said their current source of dental care does not provide this kind of assistance

14%

14% of adults with a disability said they had experienced discrimination in the dental setting

34%

One-third (34%) of adults with disabilities requiring care do not have a dental home

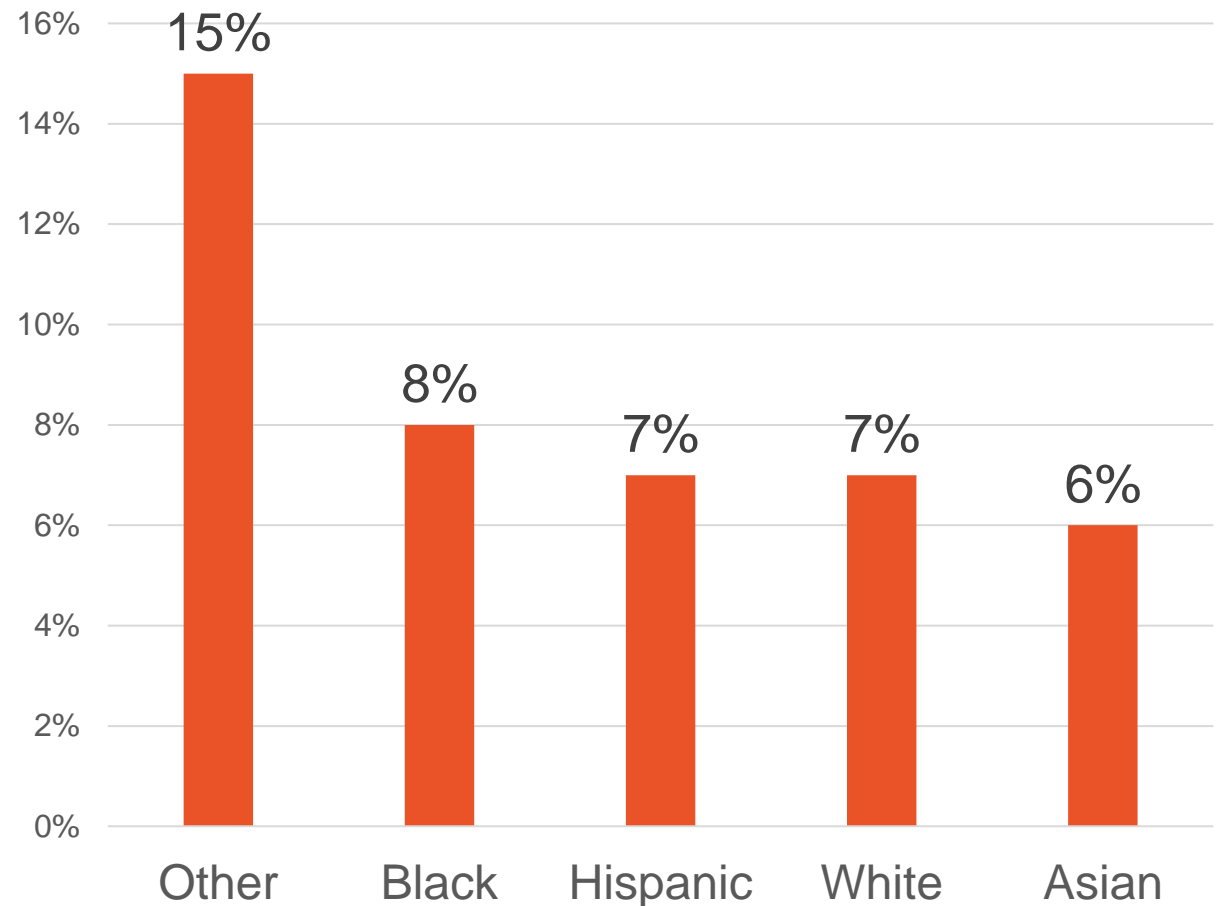
27%

27% of adults with a disability said they had been denied oral health care due to discrimination

# Barriers to Care: Discrimination by Race/Ethnicity

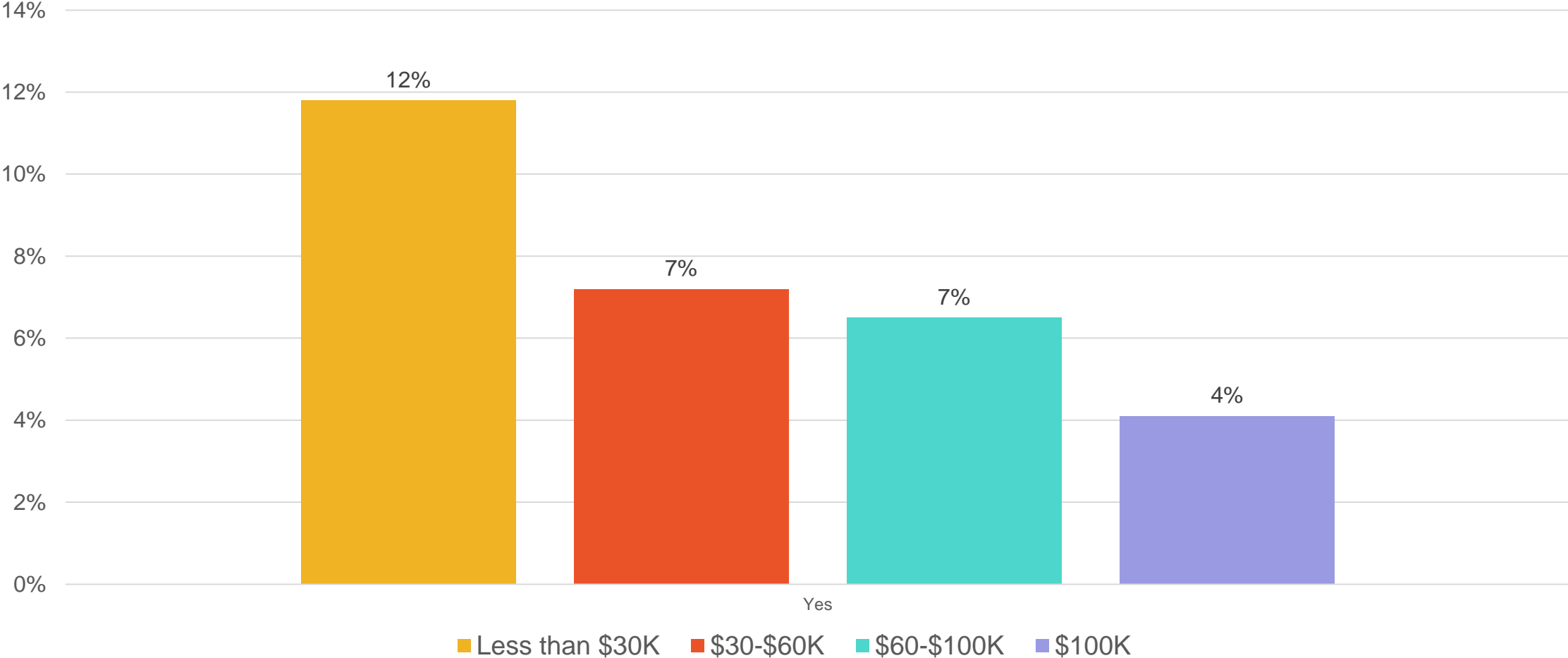
- Seven percent of survey respondents said they had experienced discrimination in an oral health care setting
- Of these, one in five said they had been denied oral health care due to discrimination (22%)

Experienced Discrimination in Oral Health Setting



# Barriers to Care: Discrimination by Income Level

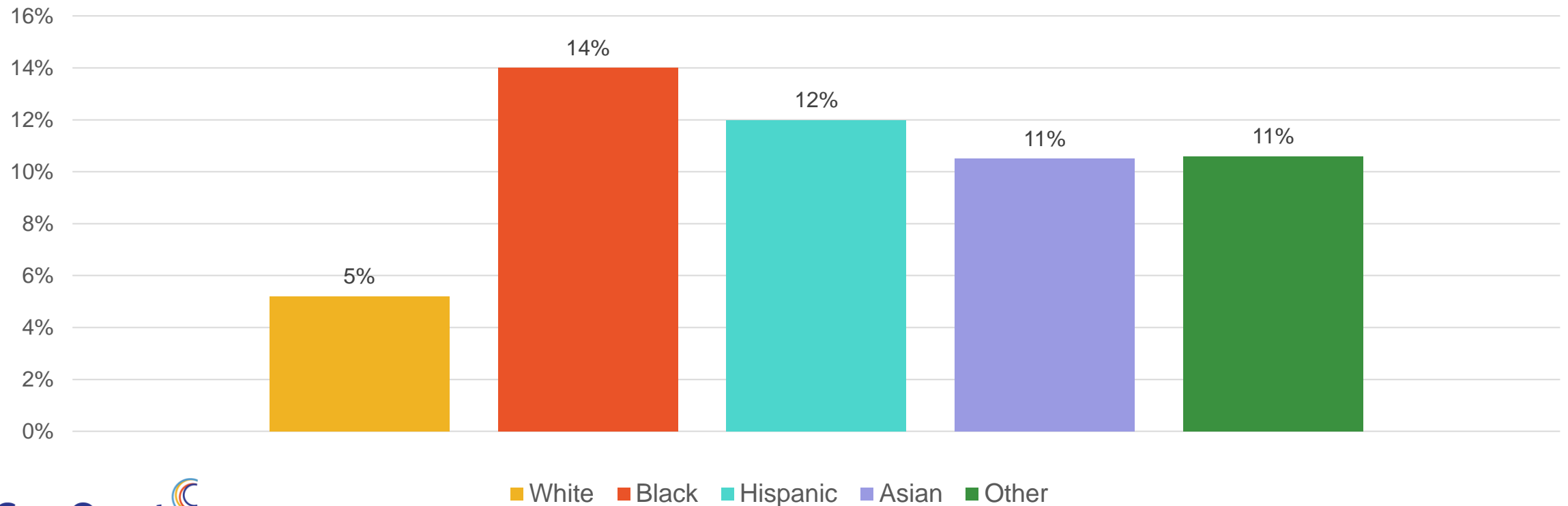
Experienced discrimination in oral health care by income



# Impact of Health Problems: Missed School/Work

Eight percent of respondents said they missed at least some school or work due to pain or discomfort in their mouth (**approximately 26 million US adults**)

Missed Work/School Due to Oral Health Problem



# Millions of US Adults Do Not Have Dental Insurance



87.7M

adults in the US currently do not have dental insurance (27%)



3x

more adults lack dental insurance than health insurance; 30.6 million adults currently do not have health insurance (9.3%)



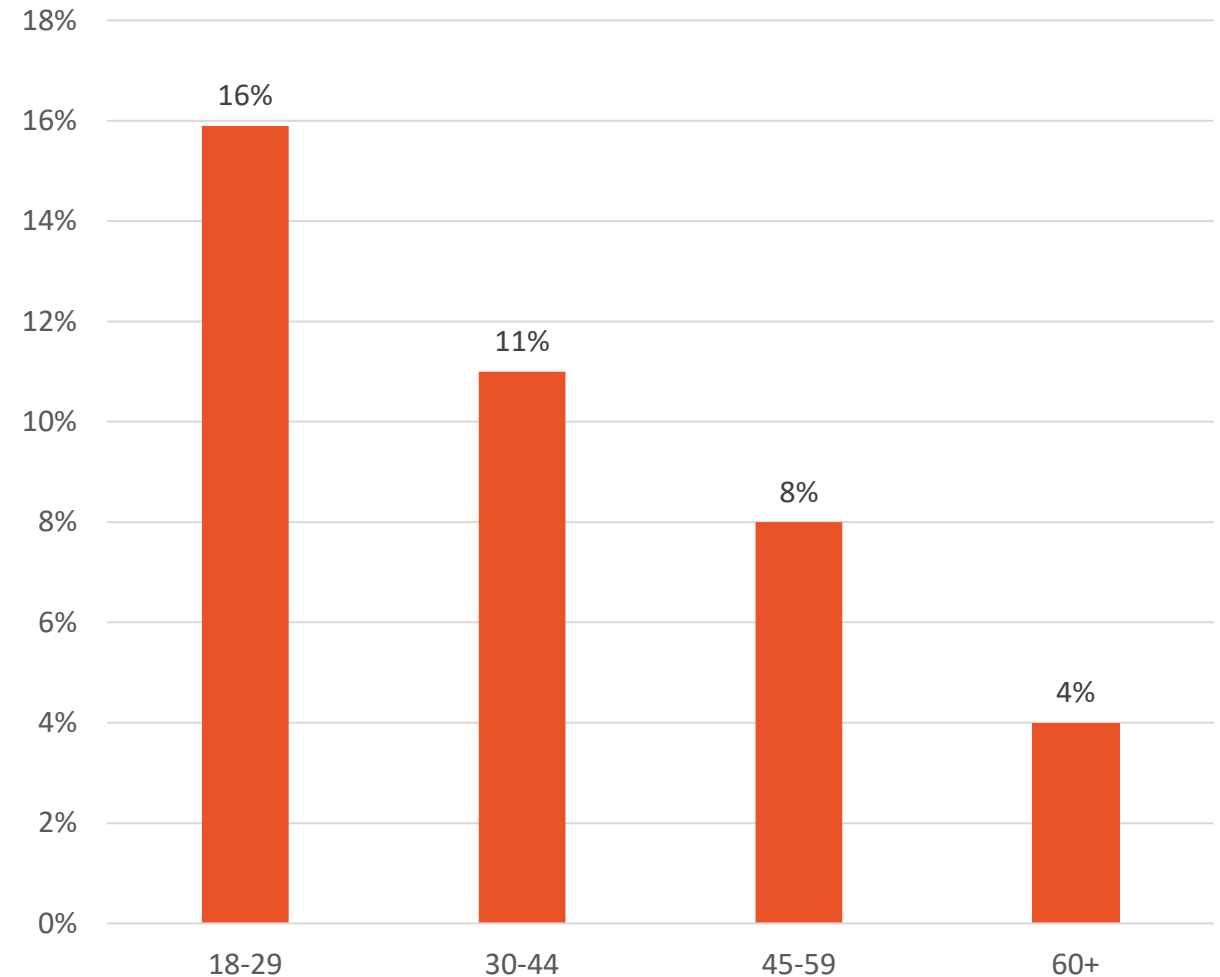
8.9M

adults in the US lost dental coverage in the last year

# 87.7 Million Adults Do Not Have Dental Insurance

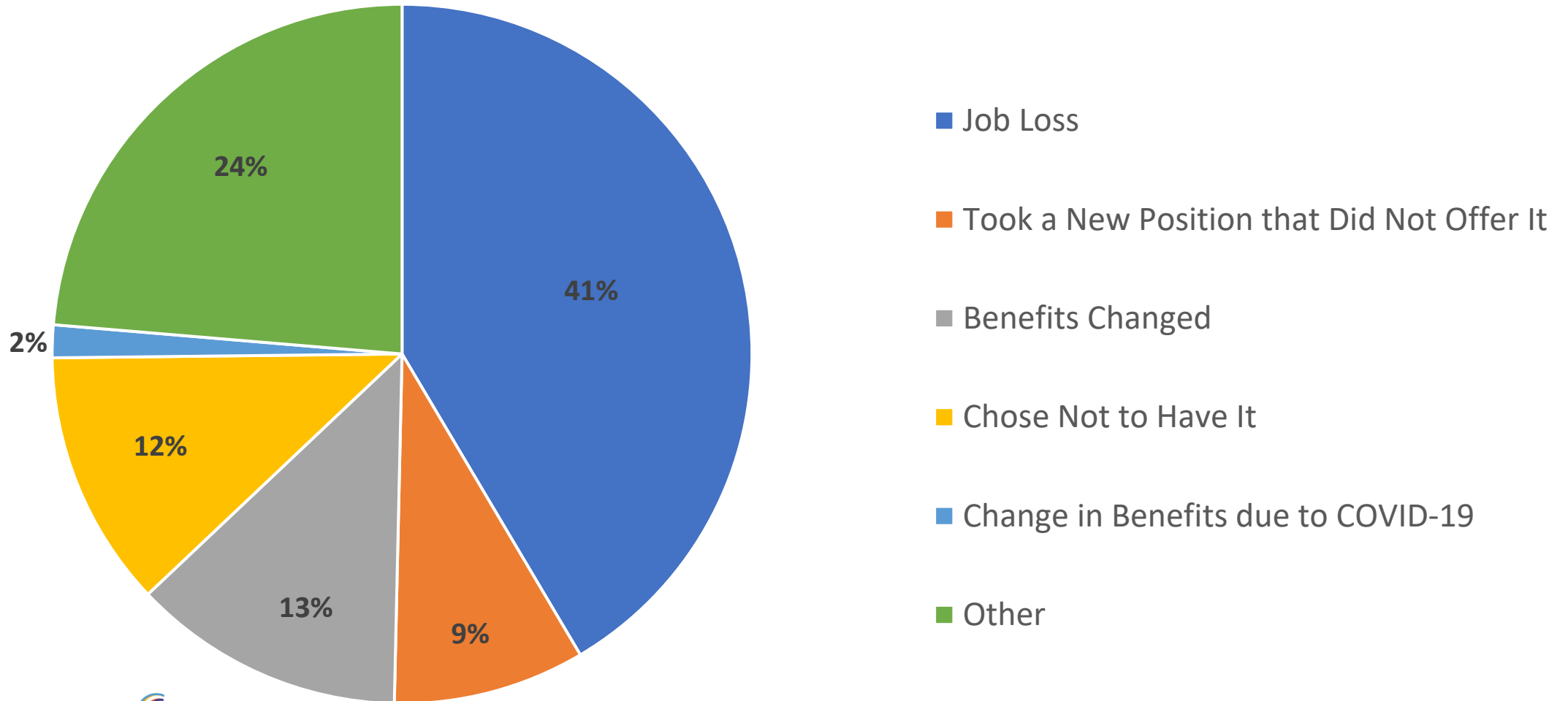
- Survey finds that of all age groups, **adults aged between 18-29** were most likely to lack dental insurance
- **Adults living in rural areas (34%)** were more likely to lack dental insurance compared to adults living in suburban **(24%)** or urban **(29%)** areas

Percentage of Adults Without Insurance by Age



# 8.9 Million Adults Lost Dental Coverage In Past Year

Reason for Losing Dental Insurance in the Past Year





# Who Is Most Impacted?

## Adults 18-29

Compared to adults 45 and older, individuals aged between 18-29 are significantly more likely to have lost their dental insurance over the past year

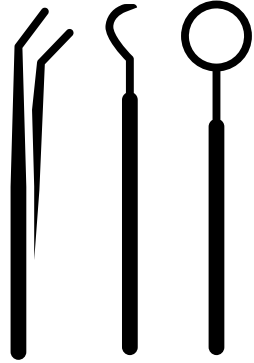
## Hispanic Individuals

Hispanic individuals are 2.07 times more likely to have lost dental insurance in the last year compared to white non-Hispanic individuals


# 14M *More* US Adults May Lose Dental Coverage

- With the expiration of the national COVID-19 Public Health Emergency on May 11, 2023, approximately **15 million people** are expected to lose the **health** coverage they receive through Medicaid
- CareQuest Institute data reveal more than **14 million adults in the US** may lose **dental** coverage under the Medicaid redetermination process that began on April 1, 2023.
- We recognize the expiration of the PHE may further impact the numbers presented in today's presentation

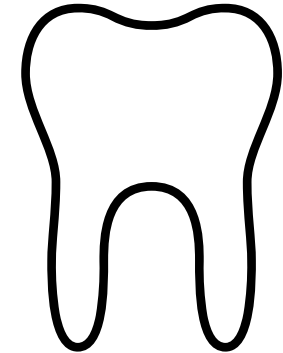
# Those Without Dental Insurance . . .



are significantly less likely to have had a dental visit in the last year



have significantly higher odds of reporting cost as a barrier to seeing a dentist



have significantly higher odds of reporting fair or poor oral health

# Food Insecurity and Oral Health

**30.3M** adults in the US are food insecure (9.2%)

## Who Is Most Impacted?

About **10.5%** of Black adults, **10.3%** of Hispanic adults, **8.6%** of adults who identify their race/ethnicity as “other,” and **6.1%** of Asian adults find it is ‘often true’ they are worried their food will run out, compared to **4.5%** of white participants

# Food Insecurity and Oral Health

- Individuals experiencing food insecurity were significantly less likely than those without food insecurity to **have seen a dentist in the past year\***
- **12%** of those with self-reported fair or poor oral health report it is 'often true' they are worried food will run out, compared with **4.4%** of those with self-reported excellent, very good, or good oral health who find this to be 'often true'.
- About **13.3%** of those with one or more oral health symptoms found it 'often true' they could not afford to eat healthy, compared with **4.1%** of those with no oral health symptoms.

# Oral Health Coverage Is More Relevant Than Ever

87.7M

adults in the US do not have dental insurance

2x

Hispanic individuals are 2.07 times more likely to lose dental insurance in the last year in comparison to white non-Hispanic individuals

8.9M

in the US have lost their dental coverage in the last year

37%

Of those who find their primary medical doctor 'never' asks about oral health/dental care, 37% have one or more chronic health conditions

# Coverage Is Lacking, and Getting Worse, for Many

- **Increased comprehensive coverage by government-insured programs is an important first step**
- State Medicaid programs can choose whether they are willing to provide adult dental coverage
- Among those with Medicare Advantage plans, the scope of adult dental benefits is limited (and varies) resulting in high out-of-pocket costs for urgent needs
- Comprehensive dental benefits are not generally covered by Medicare (exception: limited and emergent circumstances)
- Due to the expiration of the national COVID-19 PHE, **an additional 14 million** US adults may lose dental coverage

# A Call for Clinicians to Get Involved

**Learn about transformative and minimally invasive care options to help effectively treat patients**

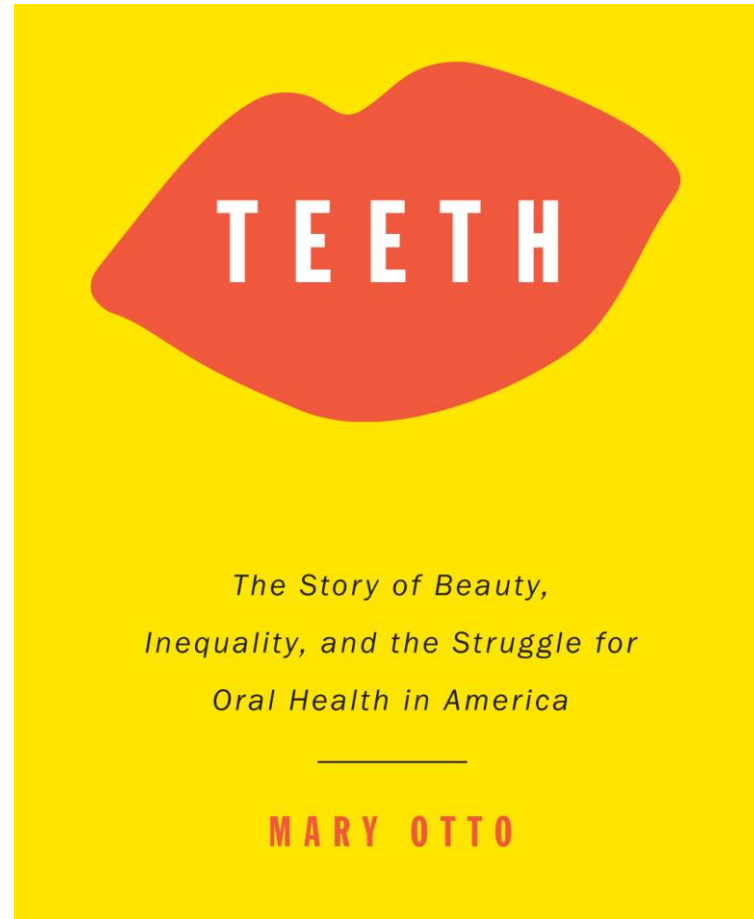
**Get ready for value-based care and value-based design through education and training**

**Help treat underserved members of your community**





# Initial Reflections from a Medical Journalist



# Question and Answer



**Eric P. Tranby, PhD**  
Director, Analytics and Data Insights  
CareQuest Institute for Oral Health  
[etranby@carequest.org](mailto:etranby@carequest.org)



**Paige Martin, BA**  
Science Writer  
CareQuest Institute for Oral Health  
[pmartin@carequest.org](mailto:pmartin@carequest.org)



**John O'Malley, MHI, PhD Candidate**  
Biostatistician  
CareQuest Institute for Oral Health  
[jomalley@carequest.org](mailto:jomalley@carequest.org)



**Mary Otto**

Independent Journalist

Author of *Teeth: The Story of Beauty, Inequality, and the Struggle for Oral Health in America*

[maryottoteeth@gmail.com](mailto:maryottoteeth@gmail.com)

# To Explore More Industry-Leading Research

**Resource Library**

We publish white papers, research reports, briefs, articles, posters, infographics, and tools on topics ranging from adult dental benefits to teledentistry. Use the filters below to find resources by type or topic.

Search by Keyword:  Filter by Topic:  Filter by Type:

Title	Topic	Type
<a href="#">Improving Care Coordination Between Oral and Medical Providers</a>	Care Coordination	Video
<a href="#">Veteran Oral Health: Expanding Access and Equity</a>	Expanding Access	White Paper
<a href="#">2021 Oral Health Information Technology Virtual Convening</a>	Care Coordination	Presentation
<a href="#">Dental Fear Is Real. Providers Can Help.</a>	Expanding Access, Health Equity	Visual Report
<a href="#">Why We (Still) Need to Add Dental to Medicare</a>	Adult Dental Benefit, Expanding Access, Health Equity	Report
<a href="#">A Cross-Sectional Analysis of Oral Health Care Spending over the Life Span in Commercial- and Medicaid-Insured Populations</a>	Expanding Access, Health Equity	Article
<a href="#">Time Is on the Side of Change in Dentistry</a>	COVID-19 and Oral Health, Health	Article

[www.carequest.org/resource-library](http://www.carequest.org/resource-library)

**Missed Connections**  
Providers and Consumers Want More Medical-Dental Integration

Oral health and overall health are inextricably linked. There is mounting evidence to suggest that poor oral health is related to a variety of chronic health conditions, such as high blood pressure, dementia, diabetes, and obesity. Despite this known connection, dental care is still largely siloed from medical care. The Centers for Disease Control and Prevention (CDC) estimates that integrating basic health screenings into a dental setting could save the health care system up to \$100 million every year.<sup>1</sup>

CareQuest Institute for Oral Health conducted a nationally representative survey in January and February 2021 to assess consumers' perspectives on oral and overall health (n=5,320). CareQuest Institute also conducted a nationwide survey of oral health providers to assess perspectives and current behaviors related to interprofessional practice (n=377). Consumers and oral health providers described a lack of integration between medical and oral health care, and a desire for increased interprofessional collaboration.

**Key Findings:**  
**Medical-dental collaboration is currently uncommon.**

- 63% of consumers report that their primary medical doctor "rarely" or "never" asks about their oral health.
- 33% of consumers report that their oral health provider "rarely" or "never" asks about their overall health.
- Less than a third of consumers report receiving general health screenings from their oral health provider.
- A majority (89%) of adults report never receiving a referral from their oral health provider to a non-oral health professional.
- Almost a fourth (24%) of participating oral health providers report currently implementing interprofessional practice.
- 45% of responding oral health providers report "rarely" integrating their care with clinicians outside of dentistry, with only 14% reporting it is part of their "daily" practice.

# Webinar Evaluation

Complete the **evaluation by Friday, July 7** to receive CE credit. You will receive a link to the survey within 24 hours.

## *Next Webinar:*

**July 11:** Using a Quality Improvement Approach to Improve Oral Health Outcomes at 7–8 p.m. ET

Sign up to receive our newsletter to get more information on future webinars!

## Sign up for News and Updates

Email\*

CareQuest Institute for Oral Health uses the information you provide to share updates on work and offerings to improve the oral health of all. You may unsubscribe at any time (See [Privacy Policy](#)).

Submit



# Stay Connected

Follow us on social media



@CareQuestInstitute



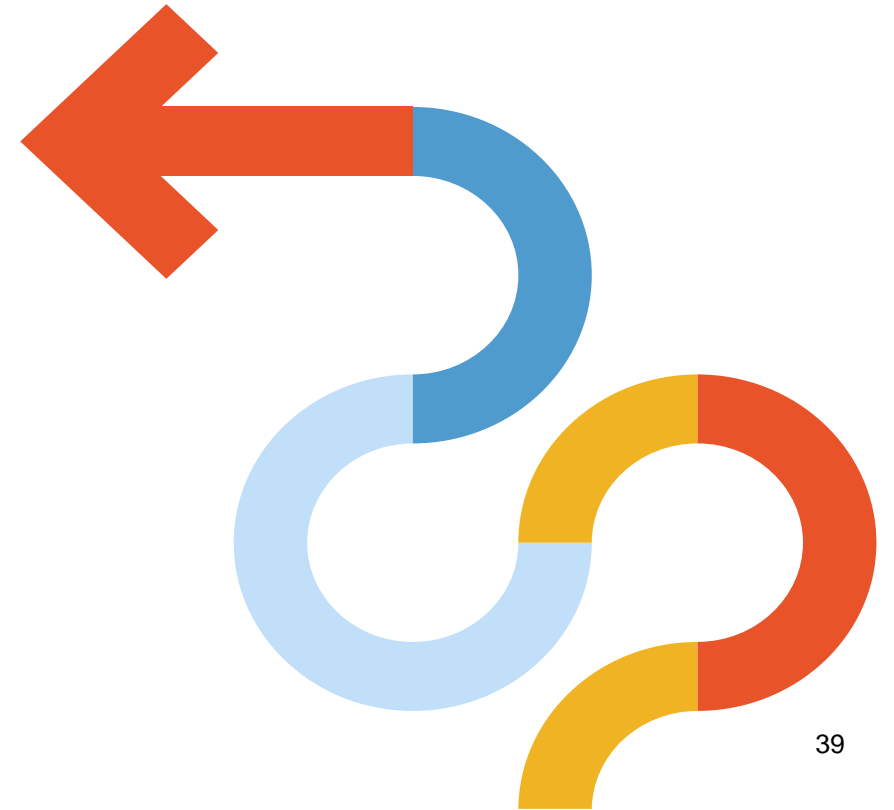
@CareQuestInstitute



@CareQuestInst



CareQuest Institute



CareQuest   
Institute for Oral Health®